

MHU 3-BZ

Dual-frequency Mobile Antenna for the 160 and 450 MHz Bands


- Field-tunable dual-frequency antenna which makes it possible to:
- operate 160 and 450 MHz transceivers alternately on the same antenna
 - operate two transceivers (160 and 450 MHz) at the same time on one antenna using a diplexer (type DIPX 225/330 – must be ordered separately).

DESCRIPTION

- Only a single hole has to be drilled instead of two.
- Car appearance is not destroyed by an “antenna farm”.
- Ideal for covert services.
- Stainless steel BZ-mount with ball-joint and wing screw whip-fastening system.
- Simple mounting exclusively with access from the outside. Models with roof thickness from 2 mm to 7.5 mm mounting from the inside.
- Choice between two connection principles:
 - BZ-mount: FME-connection (supplied without cable).
 - BZP4-mount: Permanently attached 4 m cable terminated with FME-connector



➤ **Hat screw option:**



For antenna delivered with hat screw instead of wing screw add a K to the antenna designation.



ORDERING DESIGNATIONS

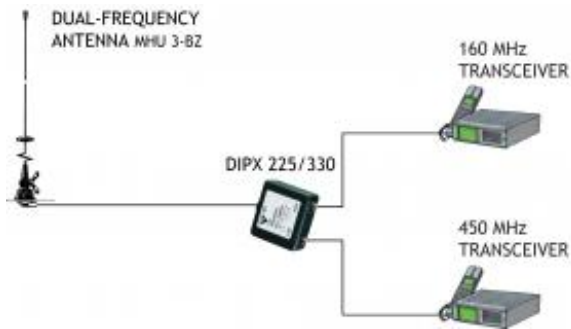
TYPE NO.	PRODUCT NO.
MHU 3-BZ	130000774
MHU 3-BZP4	130000775

SPECIFICATIONS

ELECTRICAL	
MODEL	MHU 3-X
ANTENNA TYPE	Dual-frequency mobile antenna
FREQUENCY	160 MHz frequency within: 140 – 170 MHz 450 MHz frequency within: 400 – 480 MHz
IMPEDANCE	Nom. 50 Ω
POLARIZATION	Vertical
GAIN	160 MHz: 0 dB 450 MHz: 3 dB
BANDWIDTH	160 MHz: ≥ 4 MHz @ SWR ≤ 2.0 450 MHz: ≥ 24 MHz @ SWR ≤ 2.0
SWR	≤ 1.5 @ f. res.
MAX. POWER	100 W

OPERATION USING A DIPLEXER

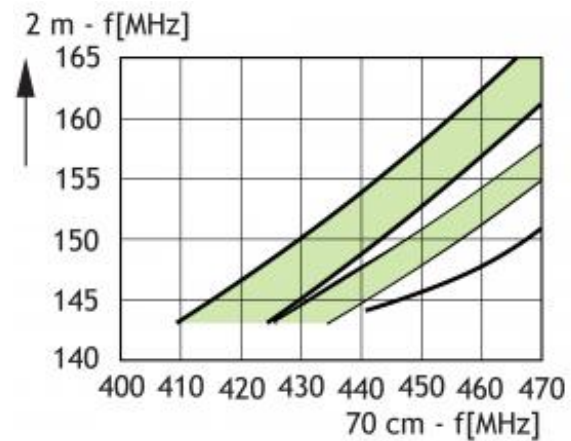
In case of operating two transceivers on one antenna at the same time, a diplexer, type DIPX 225/330 is necessary to complete the system. The tasks of the diplexer are to protect the two receiver inputs from being destroyed by the transmitter in the contrary band, and to ensure a low-loss path between the transceiver and the antenna, which is not loaded by the other branch. For further details please see the separate data sheet on the DIPX 225/330. The diplexer fully covers both bands and, consequently, tuning to specific frequencies is not required.



MECHANICAL	
MATERIALS	Whip: Black-chromed stainless steel and brass Mount: Black-chromed brass Weather- and shockproof plastics Stainless steel
RECOMMENDED INSTALLATION TORQUE	4 ± 1 Nm
COLOUR	Black
HEIGHT	Approx. 56 cm
WEIGHT	BZ-version: Approx. 170 g BZP4-version: Approx. 320 g
MOUNTING	18 mm dia. hole

PLEASE NOTE

With this type of combination antenna only certain frequencies from the segments 140 - 170 MHz and 400 - 480 MHz can be covered at the same time. The combination area corresponding to "allowable" frequency pairs is shown in the diagram below. However, taking into account the inherent bandwidth of the antenna the combination area may be increased significantly. The antenna can also be delivered factory tuned. Please consult our price list concerning additional charges for adjustment by cutting.



TUNING INFORMATION

The MHU 3-BZ cannot be tuned to any pair of frequencies in the two bands. Further, the antenna must be equipped with a different kind of adjustment disc depending on the frequency pair in question. The antenna can be used without adjustment disc, with a small adjustment disc or with a large adjustment disc. All adjustment disc types are supplied with the antenna.

For the relevant diagram

3. Read the total length L_1 on the left horizontal axis and cut the whip to this length.
4. Locate the 70 cm-frequency in question on the right horizontal axis and read the corresponding length L_2 from the curves in the shaded area.

Use the diagrams below as follows

1. Draw a horizontal line through the point on the vertical axis which corresponds to the 2 m-frequency in question.
2. The drawn horizontal line intersects the shaded area over a certain band of 70 cm-frequencies. If the 70 cm-frequency to be covered is not included in the shaded area, try another diagram (another adjustment disc type). If the 70 cm-frequency is not covered in any of the diagrams, coverage of the frequency pair in question is not possible using this type of antenna. Please note, however, that taking into account the inherent bandwidth of the antenna (± 2 MHz in the 2 m-band and ± 12 MHz in the 70 cm-band) the combination area may be increased considerably.

