

## Collinear 4 dB Mobile Antenna for the 900 MHz Band

### DESCRIPTION

- Encapsulated phasing coil.
- Black-chromed stainless steel whip.
- 3 models, type "l", "m" and "h", cover band segments suiting the most common 900 MHz CELLULAR networks such as EAMPS, ETACS, NMT-900 and EGSM.
- Stainless steel X-mount with M6-thread whip-fastening system.
- Simple mounting exclusively with access from the outside.
- Models available with X-mount (oblong), CX-mount (circular) and MM-mount (magnetic).
- Choice between two connection principles:
  - X-mount, MM-mount: FME-connection (supplied without cable).
  - XP4-mount: Permanently attached 4 m low loss cable terminated with FME-connector.



### SPECIFICATIONS

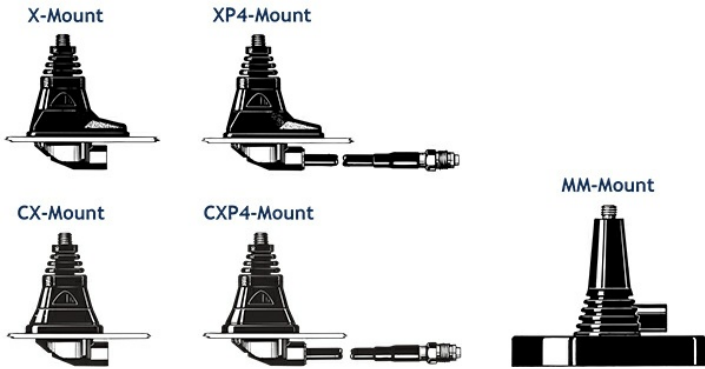
Electrical	
Model	MU 911-X/...
Frequency	900 MHz-band covered by three models
Antenna Type	Collinear mobile antenna
Max. Input Power	60 W
Polarisation	Vertical
Impedance	50 Ω
VSWR	≤ 1.3 @ f. res.
Bandwidth	≥ 50 MHz @ VSWR ≤ 1.5 ≥ 90 MHz @ VSWR ≤ 2.0
Gain (EIA RS-329-1)	4 dB

Mechanical	
Materials	Whip : Stainless steel and brass, black-chromed Durable plastics Mount : Black-chromed brass Weather- and shockproof plastics Stainless steel
Installation Torque	4 ±1 Nm
Colour	Black (RAL 9005)
Height	Approx. 320 mm / 12.60 in.
Weight	X-version : Approx. 80 g XP4-version : Approx. 220 g MM-version : Approx. 280 g
Mounting	18 mm dia. hole

### ORDERING

Model	Product No.	Description	Frequency
MU 911-X/l	130001238	X-mount (oblong) with FME-system	824 - 894 MHz (EAMPS)
MU 911-X/m	130001242		872 - 950 MHz (ETACS)
MU 911-X/h	130001508		880 - 960 MHz (EGSM & NMT-900)
MU 911-CX/l	130001239	CX-mount (circular) with FME-system	824 - 894 MHz (EAMPS)
MU 911-CX/m	130001243		872 - 950 MHz (ETACS)
MU 911-CX/h	130001233		880 - 960 MHz (EGSM & NMT-900)
MU 911-XP4/l	130001240	XP4-mount (oblong) with 4 m cable + FME-connector	824 - 894 MHz (EAMPS)
MU 911-XP4/m	130001244		872 - 950 MHz (ETACS)
MU 911-XP4/h	130001234		880 - 960 MHz (EGSM & NMT-900)
MU 911-CXP4/l	130001241	CXP4-mount (circular) with 4 m cable + FME-connector	824 - 894 MHz (EAMPS)
MU 911-CXP4/m	130001245		872 - 950 MHz (ETACS)
MU 911-CXP4/h	130001235		880 - 960 MHz (EGSM & NMT-900)
MU 911-MM/l	130001509	MM-mount (magnetic) with FME-system	824 - 894 MHz (EAMPS)
MU 91-MM/m	130001510		872 - 950 MHz (ETACS)
MU 911-MM/h	130001511		880 - 960 MHz (EGSM & NMT-900)

THE WHIP IS COMPATIBLE WITH ALL BELOW MOUNTS



INSTALLATION

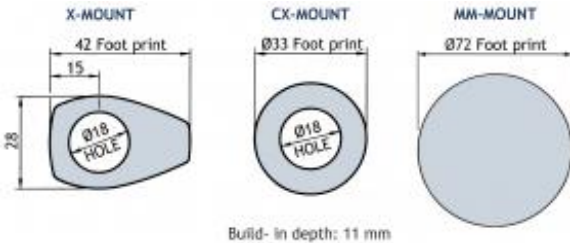
This antenna should be mounted in the car roof to ensure best omnidirectional coverage. Mounting can take place exclusively with access from the outside when drilling an 18 mm dia. hole. Mounting can take place from the inside by drilling a 14 mm dia. hole. When mounting in a 14 mm dia. hole, remove the bottom plastic ring of the packing gasket with a sharp cutter.

When cleaning the car in car-washing machines, remove the whip using a spanner, size 9 mm. After wash, refit the whip and tighten it lightly with the spanner. As the X- and CX-mounts are internally equipped with a bendable section, the antenna can always be adjusted to an upright position independent of the tilt angle of the installation spot (up to 30° tilt).

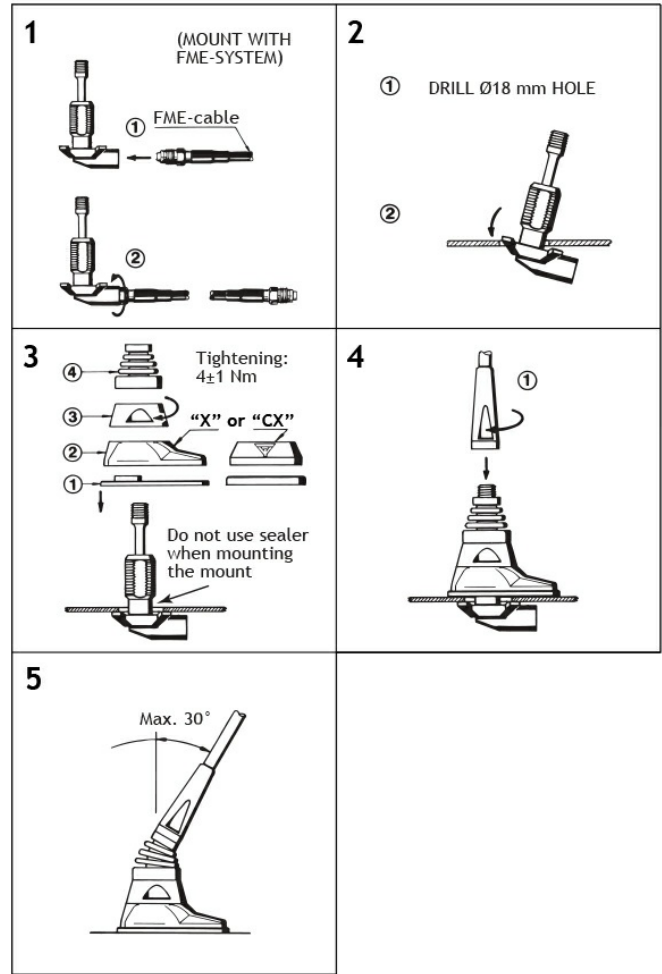
The MiniMag (abbreviated: MM) is a small, light-weight magnetic mount with a high attaching effect. A silicone layer applied to the contact surface protects the car roof and ensures maximum friction.

Antennas with magnetic mount should be mounted at the centre of the vehicle roof to ensure best omnidirectional coverage.

1. INSTALLATION DIMENSION



2. INSTALLATION STEPS



Do not use sealer on rubber gasket or other places.

3. TUNING

The antenna is delivered factory-tuned and requires no further tuning.

PLEASE NOTE

For safety reasons

1. When using the MU 911-MM/..., car speed must not exceed 140 km/h.
2. If operating the MM-mount with other whips, whip length must never exceed 60 cm, and utilizing this maximum length, car speed must not exceed 115 km/h.

